



## GENERAL SHOW INFORMATION, RULES & REGULATIONS

### PAGE 1 OF 20

For assistance, please contact our Exhibitor Service Department at (888) 372-3976 or email [ECCCinfo@reedexpo.com](mailto:ECCCinfo@reedexpo.com). Click on the [Vendor Forms & Deadlines](#) section of the online manual to see all approved vendors for this event.

#### ADA COMPLIANCE

All public areas, lobbies, exhibit halls and meeting rooms within the WSCC are ADA accessible. ADA features include accessible parking and restrooms, automatic door entrances, TTY, payphone, and assisted listening devices. Please advise your EM of special considerations at least 30 days in advance.

#### AGE RESTRICTIONS

In accordance with display rules and regulations and security measures, **no one under the age of 16 will be admitted in the exhibit hall during move-in or move-out. There will be no exceptions.** Children of any age are admitted during Show hours on Show Days **ONLY**; during that time, those 6 or over must be badged. **For security reasons, children under the age of 16 must be accompanied by an adult at all times.**

#### ANIMALS

Animals or pets, with the exception of ADA Service Animals, are not permitted into event space at the WSCC unless prior written approval has been obtained. For exhibits, activities or demonstrations that legitimately require the use of animals, contact your EM for approval.

#### ATMs

There are ATMs throughout the Washington State Convention Center, Sheraton level 2 and Hyatt Regency level 3.

#### BAG/PROP CHECKS

We have bag and prop checks located inside all the entrances to the building.

#### BALLOONS

Helium balloons may not be given out in the Convention Center. Helium balloons for decorative purposes are subject to prior written approval of Licensor. Removal of any balloons after the event will be charged to Licensee at the prevailing rate established in the applicable fee schedule.

#### BATTERIES

Use of portable or car batteries for powered booth displays is not allowed. Temporary power must be provided by Exhibitor Services by ordering in advance.

#### BICYCLES/HOVERBOARDS/ROLLERBLADES

The riding of bicycles hoverboards and the use of rollerblades and "heelys" (sneakers with embedded wheels) are prohibited at all times in the Convention Center.

#### BOOTH FURNISHINGS

Booth equipment, services and furnishings are available through the Official General Contractor of ECCC, **GES**. Please refer to the [Vendor Forms & Deadlines](#) section of the online manual for order information.



## GENERAL SHOW INFORMATION, RULES & REGULATIONS

### PAGE 2 OF 20

#### BOOTH ENCLOSURES & APPROVALS

- **20' x 20' BOOTH SPACE +:** If your booth space is a 20'x20' or larger, please send a booth diagram to Kristen Salierno – [ksalierno@reedexpo.com](mailto:ksalierno@reedexpo.com)
- Any booth larger than a 10x10 (100 square feet) that has any material or object placed over or upon the exhibit is considered a covered booth (e.g. roof, canopy, tent, moss fabric, etc.) and requires approval from show management. If your booth has any type of covering, please submit a booth diagram for approval and fire marshal feedback / requirements to Kristen Salierno – [ksalierno@reedexpo.com](mailto:ksalierno@reedexpo.com)
- Covered booths that are between 101 – 300 square feet in area (this pertains to the covered portion only) will need to have the following items inside each booth:
  - o A fire extinguisher bearing a minimum U.L. classification of 2A 10BC.
  - o A portable smoke detector set inside the booth at the highest point of the covered area.
- Covered booths in excess of 300 square feet in area will need to submit their booth schematic/layout to Kristen Salierno [ksalierno@reedexpo.com](mailto:ksalierno@reedexpo.com), for fire marshal approval. They must be protected by an approved automatic fire suppression system (i.e., automatic fire sprinkler system) which has been reviewed, approved and inspected by the fire marshal.
- The decorative and construction materials must be of non-combustibles or flame-resistant material or treated with a solution to make the material flame-resistant. All curtains, drapes, carpet and decorative materials must be non-combustible or flame-resistant material. Please be sure to keep copies of certifications with you on site. Any merchandise or material attached to drapes or table skirts must be on non-combustible or flame-resistant material or approved by the Fire Marshal.
- If any enclosed booth is over 50 feet in length and holds more than 50 people, it must have at least two marked exits.

#### BOOTLEG POLICY

The buying and selling of counterfeit / knock-off / unlicensed materials is not tolerated ECCC. ECCC is a celebration of the best of popular culture, and bootlegs have no place in the show. Violation of this rule will result in one and only one warning. A second violation and you'll be removed from the show.

#### BULK SALE OF YOUR BOOTH

In the event you sell a portion or all of your booth's merchandise to an outside retailer who wishes to remove items at the close of the show, the retailer must contact **GES** at the Exhibitor Service Center **PRIOR TO 10:00 AM, Sunday, December 5, 2021**. They will receive special instructions on how to remove the merchandise they've purchased from your company at show close.

#### CART

Please bring your own carts to expedite your work. We have a limited number of flatbed carts which are available on a first come, first served basis. Carts can be checked out at Hand Carried Freight during published hours. Please return the cart when finished. Carts are not released at the end of the show until aisle carpet is rolled up.

#### CLEANING

Exhibitors should arrange for booth cleaning services through the official show decorator. Booths with food and beverage sampling must order porter service.



## GENERAL SHOW INFORMATION, RULES & REGULATIONS

### PAGE 3 OF 20

#### COAT/BAGGAGE CHECK

**Coat /Baggage Check** - The WCCC operates a coat check open to all Exhibitors and Fans. The cost is \$3.00 per item. You can also check briefcases, backpacks, umbrellas and luggage. Overnight storage is prohibited.

#### COLD STORAGE

We do not have cold storage available for medications. Please plan accordingly.

#### COPYRIGHTED MUSIC

If any copyrighted music is to be played in your booth, you must obtain all necessary licenses from the copyright owner or licensing agency representing the copyright owner. The licensing requirements include the playing of live, as well as recorded music, (records, tapes, compact discs, etc.) and also include music, whether it is the essence of the presentation or is only used as background, on a videotape or other presentation.

The proper license must be posted in your booth and available for inspection at the request of Show Management or properly authorized agents of ASCAP or BMI. We advise you to contact these agencies as listed below to acquire the proper licenses:

<b>ASCAP Licensing Dept.</b> <b>1 Lincoln Plaza</b> <b>New York, NY 10023</b> <b>Tel: 212-621-6000</b>	<b>BMI (Broadcast Music, Inc.)</b> <b>10 Music Square East</b> <b>Nashville, TN 37203-4399</b> <b>Tel: 800-925-8451, 615-401-2000</b>
---	--

Adherence to these federally mandated copyright licensing laws is of critical importance. Failure to do so is both a violation of federal copyright law, and a breach of your contract for exhibit space for the show.

#### CRATE REMOVAL, STORAGE AND RETURN

Empty crates, shipping containers, cardboard boxes, etc. marked with **"EMPTY STICKERS"** will be removed to storage and returned to your booth at the end of the show by our floor crew at no additional charge, **provided you have used material handling services for the delivery of your booth**. Do not store merchandise in crates or cartons marked for empty storage or behind booths- this is prohibited due to Fire Regulations in the building. **"EMPTY STICKERS"** can be acquired from the **GES** desk located at the Exhibitor Service Center. Please label your materials as soon as they are ready to be removed. We ask your cooperation in this important matter so that we can clean the aisles and install aisle carpet.

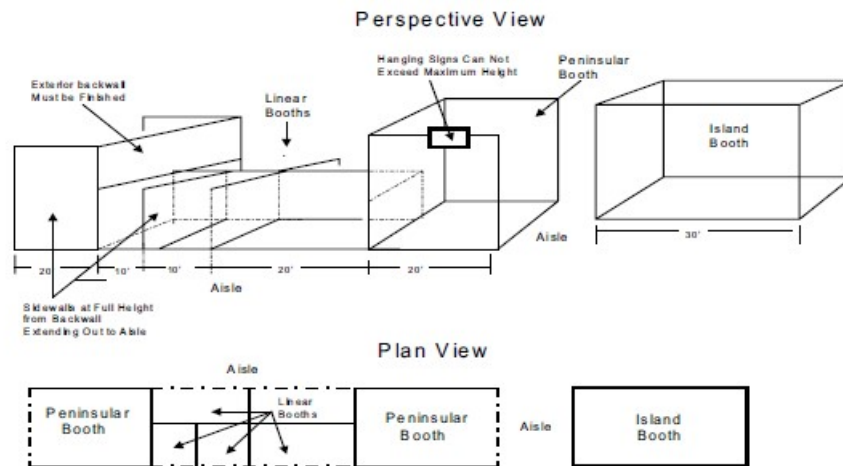
#### CUBIC CONTENT

**Emerald City Comicon (ECCC)** follows the **cubic content rule**, which allows exhibitors to make maximum use of their booth space. Under the cubic content rule, exhibitors may build up to the front of their booths, and up to the maximum allowable height according to booth type as indicated below. **However, anything above the provided drape heights must be finished, neutral and devoid of copy on any wall adjacent to another exhibitor.**



## GENERAL SHOW INFORMATION, RULES & REGULATIONS

### PAGE 4 OF 20



The following maximum height limits will be strictly enforced. No height variances will be granted prior to or on site at the show. Please plan your booth display and sign structures accordingly. Maximum allowable height is also directly affected by the ceiling height of your booth area. Hanging Signs are not permitted in linear booths. It is much more cost effective to floor mount signage with a linear booth height limit of 12 ft. Note: side-drape provided is 3 feet high and the back-drape provided is 8 feet high.

<u>BOOTH TYPE</u>	<u>BOUNDED BY</u>	<u>MAXIMUM HEIGHT LIMIT</u>
Linear Booth	1 or 2 Aisles	12 Feet
Peninsula Booth	3 Aisles	20 Feet
Island Booth	4 Aisles	25 Feet

**PLEASE NOTE:** All structures over 18 feet must be approved by show management and the rigging partner on the event. Nothing will be permitted above these maximum heights, including signs, banners, truss structures, lighting and/or display materials. **Maximum allowable height is also directly affected by the ceiling height of your booth area.**

- Anything exceeding 20' in height must be secured by rigging. Please send a booth diagram to Kristen Salierno [ksalierno@reedexpo.com](mailto:ksalierno@reedexpo.com) and contact GES to order rigging.
- Signs with any dimension greater than 20' must be pre-approved by Show Management. Please send booth diagram to Kristen Salierno – [ksalierno@reedexpo.com](mailto:ksalierno@reedexpo.com).
- Hanging signs must fit within the footprint of your booth space.

#### **CUSTOMS BROKER / INTERNATIONAL SHIPPING**

**Rock-It Cargo USA LLC** is the official provider of international shipping, customs brokerage, freight forwarding and related services for **NEW YORK COMIC CON**. All merchandise imported into the United States requires Custom House Clearance prior to release from any USA port or airport. It is the sole responsibility of the exhibitor to adhere to customs and international guidelines.

The exhibitor must insure that all documents are valid and complete and procedures are followed correctly. Show Management will not be held liable for freight held up due to customs issues, duty payments or any other problems related to inbound and outbound international shipments.



## GENERAL SHOW INFORMATION, RULES & REGULATIONS

### PAGE 5 OF 20

**Rock-It Cargo USA LLC** will maintain a full staff on-site at the Exhibitor Service. Please refer to the [Vendor Forms & Guidelines](#) section of the online manual for order information. **Please be sure to indicate your booth number on all forms.**

#### DEMONSTRATION AREAS

Demonstration areas must be confined within the exhibit space so as not to interfere with any traffic in the aisles. Exhibitors must contract sufficient space to be able to comply with this rule. When large crowds gather to watch a demonstration and interfere with the flow of traffic down the aisles or create excessive crowds at neighboring booths, it is an infringement on the rights of other exhibitors. Aisles may not be obstructed at any time.

#### DELIVERY OF FREIGHT

The Center does not accept advance shipment of freight or materials prior to the contracted move-in date. All shipments to be delivered to the Center after the official move-in date must be to the attention of the event general decorating contractor. All equipment brought into the Center must be delivered and removed through the loading dock areas. The Center will not accept shipment of freight and/or material to the show manager. An exception to this is equipment loaded through the designated Hand Carry areas accessible through the parking garage. All equipment brought into the Center must be brought into the building via the access doors assigned to your event space. Under no circumstances will C.O.D deliveries be accepted by the Center.

#### DEMONSTRATION EQUIPMENT

Equipment, product or machinery, when displayed to demonstrate or simulate industrial application, are exempt from the foregoing height limits, but are restricted only by ceiling height, as well as building and safety codes.

#### DO NOT BLOCK THE AISLES OR INVADE NEIGHBOR'S SPACE

No sign or decorative materials may protrude into the aisles or encroach upon neighboring booths. No obstruction may be placed in any aisle, passageways, lobby, or exit leading to any fire extinguishing appliances.

#### DRONES/UNMANNED AERIAL VEHICLES (UAV)/REMOTELY PILOTED AIRCRAFT SYSTEMS (RPAS)

The operation of Drones/ Unmanned Aerial Vehicles (UAV)/Remotely Piloted Aircraft Systems (RPAS) within the facility, or on the property as a whole, outside of a demonstration within a confined netted area, is not permissible. Guidelines are as follows.

- Drone/ UAV/RPAS must weigh less than 55lbs. including payloads (i.e. on-board camera)
- Will be flown within a fully enclosed area (including ceiling) or tethered to a single point using netting
- Netting must be made of material that is sturdy enough to prevent the Drone/ UAV/RPAS from breaking or escaping the enclosure
- Drone/UAV/RPAS must always be within the Operator's Visual Line of Sight (VLOS) at all times
- Demonstration is restricted to within the booth space
- Public Space including, concourse, lobbies, corridors, pre-function space, registration areas, food courts and inner roadway is prohibited
- Maintain a distance of 18 inches away from any building structure including sprinklers

#### EMERGENCY RESPONSE

In the event of a medical emergency, please contact Security Control immediately. You may contact Security Control by dialing 5127 from any house phone located in the facility. In addition, there are red "hot line" phones located around the facility. These phones ring directly into the Security Control office. Show Management or any uniformed WSCC personnel with a two-way radio can also assist you in an emergency. Contacting Security Control will greatly minimize response time in the event of an emergency medical unit needs to report to the WSCC. Security personnel can quickly assess the situation, and bring emergency



## GENERAL SHOW INFORMATION, RULES & REGULATIONS

### PAGE 6 OF 20

personnel directly to the individual in need, saving precious minutes. For this reason, WSCC requests all clients and guests not to call 911 directly.

#### **EXCESSIVE TRASH AND BOOTH ABANDONMENT**

Any excessive trash which consists of display materials, carpet, padding, crates and/or pallets will be disposed of and charged both a handling fee and disposal fee during move-in. Excessive booth materials and/or literature left in the booth at the end of the published exhibitor move-out that is not labeled for an outbound shipment will be considered abandoned and deemed as trash. The exhibitor will be charged for the removal and disposal of these items. Charges may include Installation & Dismantle Labor, Forklift/Rigging Labor, and/or Dumpster Fee. Please call the GES Exhibitor Services Department at (800) 475-2098 for a quote.

#### **EXCLUSIVE RIGHTS FOR CERTAIN BUSINESS AT THE CENTER**

The WSCC maintains exclusivity for certain services which the Center provides itself and for certain services provided by other companies which have a contract with the Center.

The following is a list of the companies holding the exclusive rights to perform certain services:

- Catering and Concession Services – ARAMARK
- Data and Telecom Services – SMART CITY
- Electrical and Plumbing Services – Edlen Electrical
- Onsite Medial Services – AMR
- Webcasting and Video Conferencing Services – Broadcast Urban

#### **EXHIBITOR APPOINTED CONTRACTORS (EAC's)**

**EAC's** are hired by exhibitors to build and dismantle exhibits. EAC's supply their own on-site management and hire exhibit building labor employed by the WSCC. In order to hire labor directly from the Center, EAC's must open an account, which requires, among other things, the posting of a guarantee of payment bond or letters of credit and the fulfillment of certain insurance requirements.

For more information, please refer to the [EXHIBIT APPOINTED CONTRACTORS](#) section of the online manual.

#### **EXHIBITOR GUIDELINES**

##### **Exhibitors Hiring Labor**

Exhibitors who hire other than the official show decorator for booth installation and dismantling, must notify Show Management of the names of their I&D staff in writing not less than 30 days in advance of the event. Access of I&D staff must be coordinated through the official show decorator. There is no on-site storage at the Convention Center.

##### **Floor Tape**

The use of single sided or double stick foam tape, single sided or double stick cellophane tape, or masking tape is prohibited on any floor surface in the WSCC.

##### **Please Be Timely**

Goods/materials may not be delivered in advance of the show, or left after the show's official move-out time.





## GENERAL SHOW INFORMATION, RULES & REGULATIONS

### PAGE 7 OF 20

#### **Exhibitor Utilities**

Utilities must be ordered 30 days prior to the event, i.e. Air/Water/Drain, electrical and telephone services. Service order forms are available through your decorator. All multiple booth areas should include a layout with utility locations with the order. This will help everyone set the area accurately.

#### **Exhibitor Fire Safety and Decoration**

All fire, safety and Convention Center regulations must be strictly followed. No propane, acetylene or other flammable or explosive materials are allowed. Gasoline-powered vehicles may be displayed with a maximum of one gallon of gas. **(There are no exceptions.)** The vehicle gas cap must be taped or locked and the battery disconnected. Tanks of compressed air or gas must be chained and secured at all times.

#### **Exhibitor Signs, Decorations or Banners**

Decorations may not be affixed to any surfaces in the building. No holes may be drilled, cored or punched into the building. All equipment used must be stable without bolting or anchoring to floors or walls. Decorations may not include balloons, crepe paper, cellophane, confetti, cotton, cornstalks, leaves, evergreen boughs/trees, glitter, sheaves of grain, streamers, straw, paper, vines, etc.

#### **Exhibitor Food Samples**

Subject to Show Management approval, those who manufacture, process or distribute food as their normal course of business and wish to distribute food samples, may be allowed. This is provided food samples are no larger than bite-size and beverage sizes no larger than three ounces. Please contact Show Management for prior approval of food distribution.

An exhibitor who does not manufacture, process or distribute food as their normal course of business and would like to distribute food items, must purchase these items from ARAMARK Food Services. Please contact ARAMARK at (206) 694-5085 to make these arrangements or to purchase food and beverage from the exhibitor menu. No selling of food or beverage is permitted.

#### **Exhibitor Give-Aways**

Samples may not include stick-on decals, balloons, etc.

#### **Smoking Policy**

This is a smoke-free environment. Please do not smoke in the facility.

#### **Gratuity Policy**

We are here to serve you. No gratuities should be offered to employees.

#### **For Safety**

Children under 16 are NOT permitted on the show floor during move-in and move-out times.



## GENERAL SHOW INFORMATION, RULES & REGULATIONS

PAGE 8 OF 20

### EXHIBITOR REGISTRATION

Exhibitor staff personnel wishing to enter the exhibit floor must wear an Exhibitor Badge at all times during Move-In, Show days and Move-Out. Access to the Show floor begins at **8:00 AM** during Show days. For those individuals who still need a badge, one may be obtained at the Exhibitor Registration Counters located outside of room 401. Only booth personnel with an exhibitor badge can enter the exhibition hall prior to Show hours, or those individuals who made prior arrangements for meetings.

In order for Exhibitor Appointed Contractors (EAC's) to gain admittance into the Hall, Show Management requires each individual to wear a wrist band. For your convenience, wrist bands may be picked up at the Security Command Post. Proper credentials will be required. Only three designated supervisors of approved EAC's will be issued the necessary credentials.

**Please do not give Exhibitor Badges to EAC personnel for Security reasons.**

**For more information, please refer to the [EXHIBIT APPOINTED CONTRACTORS](#) section of the online manual.**

### EXHIBITORS WITH SPECIAL REQUESTS

In the interest of fairness to all exhibitors, variances to allowable display heights will not be granted. Exhibitors wanting to discuss special needs for their exhibit should send detailed plans of their proposed display for this approval to:

**Kristen Salierno / Operations Manager / Reed Exhibitions / [ksalierno@reedexpo.com](mailto:ksalierno@reedexpo.com)**

### EXPOSED AREAS MUST BE FINISHED

All back walls, sidewalls or any other exposed areas of the display must be draped or finished surfaces. No graphics, logos, or print facing into another booth is allowed. Any company advertisement or promotion must face into the aisle. In-line and peninsula booths must have a finished back wall covering the back of the booth. See-through back walls or displays which do not cover the back-wall completely will not be allowed. **Please note that ALL FIRE HOSE CABINETS MUST BE KEPT VISIBLE AND CLEAR.**





## GENERAL SHOW INFORMATION, RULES & REGULATIONS

### PAGE 9 OF 20

#### **FIRE REGULATIONS**

Fire regulations prohibit the storage of combustible materials behind the back curtains of booths, and in the service space between back-to-back booths. Written authorization by first Licensor and then the Seattle Fire Marshal shall be required for the following:

- a) display and operation of any heater, barbecue, heatproducing or open flame devices, candles, lanterns, torches, welding equipment or other smoke emitting materials as part of an exhibit;
- b) display and operation of any electrical, mechanical, or chemical devices which may be deemed hazardous by the Seattle Fire Marshal;
- c) all toxic and hazardous material, including flammable liquids, compressed gas or dangerous chemicals; and
- d) fireworks, fire performances or live acts or other pyrotechnics to be set off in or near the Convention Center.

Exhibitors, service contractors and all event personnel must comply with all federal, state and local fire codes which apply to places of public assembly.

All decorations, carpeting drapes, signs, banners, plastic displays, or other combustible items must be inherently flame resistant or treated with a flame proofing substance when within 18 inches of ignition sources; such as light fixtures, heaters, electrical outlets, electrical connections, or other flame-

producing devices. Verification of flame proofing in accordance with NFPA 701 or State of California Fire Marshal must be left in the booth for the duration of the show for SFD inspection.

- Acceptable verification of flame resistance include:
  - A tag or label affixed to the item by the manufacturer indicating it meets standards.
  - Valid Certificate of Flame Resistance from a third party or manufacturer of the item.
- Evidence of selftreatment of items by aerosol spray or other means is not acceptable.
- Items which are not accompanied by a verification of flame proofing must be removed prior to the show opening.
- Oilcloth, tarpaper, sisal paper, nylon, Orlon and certain synthetic materials, which cannot be made flame resistant, are prohibited.

#### **FIREWORKS**

Fireworks, flash pots and other pyrotechnic devices/events are prohibited without advance written approval from Center management. Approval will be contingent, in part, on the Show Manager or Exhibitor obtaining appropriate government permits and insurance coverage.

#### **FOOD AND BEVERAGE**

Aramark is the exclusive provider of Food and Beverage services. An exhibitor who does not manufacture, process or distribute food as their normal course of business and would like to distribute food items must purchase these items from Aramark Food Services. Please contact WSCC Exhibitor Services at 206-694-5015 to make these arrangements or to purchase food and beverage from the exhibitor menu. Catering orders must be placed before the published advanced ordering deadline in order to receive advanced pricing rates. A six week



## GENERAL SHOW INFORMATION, RULES & REGULATIONS

### PAGE 10 OF 20

lead time is needed to guarantee special order requests. No selling of food or beverage is permitted by exhibitors.

#### **FOOD SAMPLING**

Subject to Show Management approval, those exhibitors who manufacture, process or distribute food as their normal course of business and wish to distribute food samples may be allowed. This is provided food samples are no larger than bite size and beverage sizes no more than three ounces. Any food sampling requires a valid Washington State Food Handlers Permit. Exhibitors are required to order booth porter service for cleaning. Please contact Show Management and Exhibitor Services for prior approval of food distribution. No selling of food or beverage is permitted by exhibitors.

#### **GENERAL DECORATING CONTRACTOR**

General Decorating Contractors are hired by Show Management. They are generally responsible for the physical planning of the event, the shipment and delivery of exhibition freight, the rental of furniture, carpets and other booth/exhibit equipment and the building and dismantling of most of the exhibits. General Contractors supply their own on site management and supervisors and hire freight moving and exhibit building labor from the WSCC.

#### **GOOD TASTE AND THE RIGHTS OF OTHERS**

Show Management may require any Exhibitor to make changes in their exhibit if, in Show Management's opinion, the exhibit does not conform to prevailing standards.

#### **GRAPHICS ON NEIGHBORS' SIDE**

Backside of walls - the common border facing a neighboring booth - must be finished, neutral/clear of copy, logos, or other graphics, so as not to be an eyesore to neighboring exhibitors.

#### **GREEN INITIATIVES**

ECCC is committed to reduce, reuse, and recycle approach to planning and producing our shows. Recycling waste, trash and other paper products and using recycled products are just a few of the steps we have taken toward "green" tradeshow experience.

For example sending out this Service Manual in a web based format conserves over 150,000 pieces of paper previously used for the 3-ring binder format!

Here are a few examples of what you can do to help the environment:

- Reduce, Reuse, Recycle
- Sign your office up for a recycling program: paper, plastic, cans, etc.
- Develop an online ordering system for your buyers.
- Reduce marketing on paper by opting for more electronic communication, email attendees after the show.
- Design your booth display to last for 5 years or longer using natural fibers.
- Practice Green Purchasing where ever possible by specifying Environmentally Preferable Products (EPP). These products or services contain recycled content, minimize waste, conserve energy or water, and reduce the amount of toxics disposed or consumed.
- Reduce packing material by utilizing recyclable materials and take advantage of convention center recycling options for packaging.
- Donate extra amenities or promotional products to local charities rather than shipping them back or tossing them in the trash.
- Reed Exhibitions has implemented the following programs and purchasing habits in an effort to reduce the amount of waste generated and encourage our clients and vendors to Reduce, Reuse and Recycle whenever possible.



## GENERAL SHOW INFORMATION, RULES & REGULATIONS

### PAGE 11 OF 20

- We have successfully implemented Express Badge on many shows, allowing attendees to print their badge on demand at show site. This process reduces the printing and mailing of unnecessary badges.
- Our offices are set up to recycle paper, plastic, cans.
- We design a show look for a minimum of 3 year lifecycle and recycle graphics for the same period.
- We have reduced paper communications both internally and externally by opting for electronic communication.
- Producing an on-line exhibitor manual reduces our paper consumption by over 150,000 sheets on this show alone.
- Where ever possible we partner with local charities to provide donation opportunities for our exhibitors as a way to "reuse" leftover products and merchandise, thus saving on packing materials and carbon emissions by not shipping home. A great way to "Reuse" material for a good cause.

#### **HAND-CARRIED FREIGHT GUIDELINES**

Washington State Convention Center has a temporary small vehicle delivery area within its facility. This space is reserved by Show Management to allow safe access for exhibitors to transport materials to and from their exhibit areas. Show Management will publish the dates and times established for the operation of Hand Carried Freight (HCF) in advance.

#### **Exhibitor Vehicle South Access During Move In/Out**

Exhibitors must use the 8th Avenue parking garage entrance. Passenger elevators and escalators may not be used for transporting freight. Clearance at this entry is 6'5". Vehicles exceeding this height must schedule deliveries through the loading dock (standard full size vans will not clear this entry). Contact your official show decorator to make arrangements for your dock delivery. You will be routed via a marshalling yard to the loading dock. There is no on-site freight storage nor can we accept deliveries for you at WSCC. See a [map and driving directions](#) to the South Hand Carried Freight entrance.

#### **Exhibitor Vehicle North Access During Move In/Out**

The North Hand Carried Freight loading area is located between Pike Street and Pine Street. Passenger elevators and escalators may not be used for transporting freight. Clearance at this entry is 9' 8". Vehicles exceeding this height must schedule deliveries through the loading dock (standard full size vans will clear this entry). Contact your official show decorator to make arrangements for your dock delivery. You will be routed via a marshalling yard to the loading dock. There is no on-site freight storage nor can we accept deliveries for you at WSCC.

See a [map and driving directions](#) to the North Hand Carried Freight entrance.

#### **Bring Your Own Carts**

To expedite your work, we have a limited number of flatbed carts available on a first come, first served basis. Carts are checked-out at the HCF zone in the garage. Please return the cart when finished.

#### **Door Clearance - 6'0" W x 6'5" H**

Door clearance is 6' wide by 6'5" high at the Hand Carried Freight area in the garage. Delivery of materials exceeding these dimensions must go through the marshalling yard. Contact the official show decorator for scheduling.

#### **Complimentary Parking**

Complimentary parking is available only if you enter and exit within one hour. You can have your parking ticket validated at the HCF Service Desk.

#### **Restocking Supplies**

If you need to replenish supplies during the show, make sure you know the access hours for HCF and the loading dock. Contact Show Management in advance to arrange for your restocking needs during show days.



## GENERAL SHOW INFORMATION, RULES & REGULATIONS

### PAGE 12 OF 20

#### HANDOUTS

Exhibitors cannot distribute literature, samples, or other material outside your contracted exhibit space.

#### HANGING SIGNS

Hanging signs must comply with the **HEIGHT LIMITATIONS** guidelines listed below. This includes all hanging or suspended material such as banners and balloons (where permitted), etc. The top of the sign (or other material) may not exceed the height limitation specific to your type of booth. Booths which qualify to suspend "hanging signs" are only Island, Peninsula or Walk-Through booths of 400 sq. ft. or larger.

The following maximum height limits will be strictly enforced. No height variances will be granted prior to or on-site at the show. Please plan your booth display and sign structures accordingly. **Maximum allowable height is also directly affected by the ceiling height of your booth area.** The maximum height of a display booth at the backwall, including any form of lighting system, signage, or header shall be:

**Linear Booth** - Bounded by 1 or 2 aisles. Hanging Signs are not permitted in linear booths. It is much more cost effective to floor mount signage with a linear booth height limit of 12 ft. Note: side-drape provided is 3 feet high and the back-drape provided is 8 feet high.

**MAXIMUM HEIGHT LIMIT WITHIN A LINEAR BOOTH = 12 FEET**

**Peninsula Booth** - Bounded by 3 aisles. Exhibit booths must also be at least 20 ft. deep and 20 ft. wide to meet Show Managements requirements for hanging signs. Hanging signs in peninsula booths may reach a height limit of 20 ft. to top of sign. Two-sided Signs must be hung 5 ft. from the back wall and the side facing rear of the booth must be clear of copy, logos or other graphics so as not to be an eyesore to neighboring exhibitors. Note: the back-drape provided is 8 feet high.

**MAXIMUM HEIGHT LIMIT WITHIN A PENINSULA BOOTH = 20 FEET**

**Island Booth** - Bounded by 4 aisles. Booths must also be 20 ft. deep and 20 ft. wide to meet Show Managements requirements for hanging signs. Hanging signs in island booths may reach a height limit of 25 ft. to top of the sign.

**MAXIMUM HEIGHT LIMIT WITHIN AN ISLAND BOOTH = 25 FEET**

**PLEASE NOTE:** Nothing will be permitted above these maximum heights, including signs, banners, truss structures, lighting and/or display materials. **Maximum allowable height is also directly affected by the ceiling height of your booth area.**

#### HAZE OR FOG MACHINES

Haze or fog machines used in the exhibit halls or elsewhere in the facility are not permitted.

#### HAZARDOUS MATERIALS

Flammable or combustible mixtures, waste, liquids and other hazardous materials are not permitted without approval of Washington State Convention Center management. Firearms, weapons, and live ammunition may not be displayed or sold at Washington State Convention Center events.

#### HEALTH & SAFETY GUIDELINES

Please refer to our show website for the most up to date Health & Safety information.

<https://www.emeraldcitycomiccon.com/en-us/safety-guidelines.html>



## GENERAL SHOW INFORMATION, RULES & REGULATIONS

### PAGE 13 OF 20

#### HELIUM BALLOON DISPLAYS

Helium-filled balloons and/or helium tanks are not permitted in any area of the Center unless they are the product displayed. A helium balloon responsibility form for helium related product displays can be obtained from the Convention Services Division. The exhibitor will be charged the cost of removing helium balloons from overhead. Helium Balloon Displays must be approved by the Washington State Convention Center.

#### HOTEL/TRAVEL DISCOUNTS

Please refer to the Please refer to the [Vendor Forms & Deadlines](#) section of the online manual for order information.

#### INSPECTION DEADLINE

Any booth not occupied by **8:00 AM on Thursday, December 2, 2021** will be presumed abandoned.

- If there is freight in the booth and Show Management believes the exhibitor will be late, then the General Contractor will set up the display as best they can with the information available
- If there is no freight in the booth and/or Show Management believes the exhibitor will not participate in the show, the booth will be reassigned
- Exhibitors arriving after this time will be given space available and may incur additional costs. Please contact your Sales Management team to let them know of this important deadline
- All exhibits must be completely set by **8:00 AM on Thursday, December 2, 2021**.

#### LABOR ORDERS

Please make arrangements for the dismantling of your booth by early **Sunday afternoon, December 5, 2021**. Only then can you be reasonably assured of a start time.

#### LABOR PROVIDED BY THE CENTER

The Center provides skilled and courteous employees to perform most of the labor needed for events. With few exceptions (explained below), Event Managers, Contractors and Exhibitors must hire the Center's employees to perform the following work: Electric Work, Freight Moving, General Exhibit Building Functions, Plumbing Work, Rigging and Telephone Work.

Please refer to the [Vendor Forms & Deadlines](#) section of the online manual for order information.

#### LICENSE AGREEMENT

Please be sure you have read the space application for your booth for all exhibition rules and regulations. It is the exhibitor's responsibility to adhere to all rules pertaining to your license agreement.

#### LOST AND FOUND

All found items are logged and placed in the WSCC Security Control office. We attempt to identify and return all items. To inquire about lost items, contact the Security Control office at 206-694-5127 or your EM. We request that all "lost" items turned in during your event to the show office or registration desk be turned over to WSCC Security before vacating the premises.

#### MATERIAL HANDLING AGREEMENT / SHIPPING INFORMATION

All freight that is to be shipped from the WSCC must be accompanied by a Material Handling Agreement (MHA) unless you have small pieces which you intend to hand carry. All pieces must also be labeled with the booth





## GENERAL SHOW INFORMATION, RULES & REGULATIONS

### PAGE 14 OF 20

name and number, as well as destination. Material Handling Agreements may be obtained from **GES** at the Exhibitor Service Center. You must have your exhibit completely dismantled and packed before returning your completed Material Handling Agreement (MHA) to the **GES** Service Desk.

#### **MATERIAL HANDLING (DRAYAGE) SERVICES**

**GES** is the exclusive material handling provider on the exhibit floor. They will receive all shipments whether consigned in advance to their warehouse or sent directly to the WSCC. Material Handling includes return of your empty cartons and crates at the close of the Show. Please refer to the [Vendor Forms & Deadlines](#) section of the online manual for more details. **GES** will maintain a full staff on-site at the Exhibitor Service Center.

#### **NO NAILS OR SCREWS**

Nothing may be posted, tacked, nailed, or screwed to columns, walls, floors, or other parts of the building. Any damage or defacement caused by infractions of this rule will be remedied by Show Management at the expense of the rule-breaking exhibitor.

#### **OFFICIAL CONTRACTORS**

Please refer to the [Vendor Forms & Deadlines](#) section of the online manual for a detailed list of companies, the services provided and order forms.

Notice To Exhibitors Regarding Non-Official Contractors - Show Management carefully considers the selection of Official Contractors based on quality of service, variety of products, price and reputation. Since these contractors frequently work on more than one show with us, they value the business of our customers and provide quality products and services.

Some companies may misrepresent themselves as being an Official Contractor so please be sure to check the list below or give us a call. Some things to watch for if you are considering the services of a non-official contractor are hidden charges for material handling, labor and shipping that you might not pay otherwise (for example on carpet rental), control over delivery time, availability during move-in and leverage if something goes wrong. Also be advised that non-official contractors will need to abide by the Exhibitor Appointed Contractor (EAC) procedures, provide insurance certificates, etc. in order to gain access to the Show Floor.

#### **OUTBOUND SHIPPING**

**GES Transportation** is the Official Carrier of WSCC. Please refer to the [Vendor Forms & Deadlines](#) section of the online manual for further information and assistance regarding Air Freight, Padded Van Lines, and Common Carrier. **GES Transportation** will maintain a full staff on-site at the Exhibitor Service Center.

#### **PAINTING/BUILDING ALTERATIONS**

- Painting any structural part of the WSCC (walls, floor, ceilings, etc.) is prohibited
- Altering any building component such as drilling holes in the floor, or installing anchor bolts in the walls is prohibited

#### **PARKING AND DIRECTIONS**

Washington State Convention Center is conveniently located in downtown Seattle with our main entrance on Eighth Avenue between Pike and Seneca.

If you choose to take public transportation, the following site offers assistance in finding the appropriate information: [King County Public Transportation - iSchedule LookUp](#)

From SEATAC International Airport you can take the light rail all the way to the last stop at Westlake Center. WSCC is just a couple blocks away. See this link: [Central Link Light Rail from SEATAC to Washington State Convention Center](#).



## GENERAL SHOW INFORMATION, RULES & REGULATIONS

### PAGE 15 OF 20

We are easily accessible by automobile from I-5 and I-90. Please select an appropriate map from the right.

#### PARKING GARAGES - PARKING RATES

HOURS	WSCC GARAGE	FREEWAY PARK GARAGE
0 to 1/2 hr.	\$5.00	\$4.00
1/2 to 1 hr.	\$6.00	\$5.00
1 to 1.5 hrs.	\$7.00	\$6.00
1.5 to 2 hrs.	\$8.00	\$7.00
2 to 3 hrs.	\$10.00	\$9.00
3 to 4 hrs.	\$12.00	\$11.00
4 to 5 hrs.	\$14.00	\$13.00
5 to 6 hrs.	\$15.00	\$14.00
6 to 7 hrs.	\$16.00	\$15.00
7 to 8 hrs.	\$17.00	\$16.00
8 to 10 hrs.	\$18.00	\$17.00
10 to 12 hrs.	\$19.00	\$18.00
12 to 14 hrs.	\$22.00	\$21.00
14 to 24 hrs.	\$29.00	\$28.00
Evening (In after 5:00pm)	\$7.00	No evening rate
Lost ticket	\$29.00	\$28.00

WSCC GARAGE INFORMATION	FREEWAY PARK GARAGE
<b>MAIN ENTRANCE:</b> On 8th Avenue, between Pike & Seneca Streets <b>CLEARANCE:</b> 6'5" <b>HOURS:</b> 5:30am to Midnight Monday - Sunday <b>STAFFED:</b> 7:00am to Midnight	<b>ENTRANCE:</b> On Hubbell Place, between Pike & Seneca Streets <b>CLEARANCE:</b> 6'9" <b>HOURS:</b> 5:30am to 8:00pm Monday - Friday

*Rates effective 2.01.2017*

#### Event Parking

Washington State Convention Center operates two covered parking garages that adjoin each other and WSCC. Combined, they can accommodate approximately 1490 vehicles. Unlike most downtown parking garages located in the retail and theater district, WSCC parking is located in close proximity to two I-5 exits and is accessible from the eastside of the freeway. One customer commented, "You can park downtown without all the traffic congestion."

WSCC operates a parking system that dramatically improves the speed of exiting the parking garages. The new central cashier and automated express payment machines give customers the choice of friendly customer service from our cashiers or the quick transaction speed of the automated express payment machines. Payment machines and the cashiers accept major credit cards and cash. WSCC is one of the few parking garages that does not charge higher event rates for big events. Our daily rates are consistently on the low side of rate surveys of surrounding parking garages.

Shoppers and A Contemporary Theatre (ACT) patrons have easy covered access. ACT and the parking garages are connected so there is no need to go out in the weather or wait at street lights. Shoppers can also go from WSCC through a covered corridor that connects to Rainier Tower at Fourth Avenue, without stopping for traffic lights. This route is lined with retail shops.

For frequent parkers and monthly parking information, [click here](#).



## GENERAL SHOW INFORMATION, RULES & REGULATIONS

### PAGE 16 OF 20

#### **PUBLIC GARAGE HOURS**

Standard hours for Washington State Convention Center Main Garage:

Daily 5:30 a.m. - 12 midnight

However, on non-event evenings access through WSCC may close at 10 p.m. Parking Garage entrances on Eighth and Pike Street are open until midnight.

Standard hours for Washington State Convention Center Freeway Park Garage (located on Hubbell Street):

Monday - Friday, 6:00 a.m. - 8:00 p.m.

Holidays: The Main Garage is open on holidays. Freeway Park Parking Garage may be closed on major holidays unless prior arrangements are made for your event.

#### **EXITING THE PARKING GARAGE**

Prior to returning to your car to exit the garage, payment can be made at one of the three automated pay stations or at the central cashier kiosk conveniently at WSCC parking entrance on Level 3. An additional, automated station is located just inside the garage on the Eighth Avenue entrance/exit in Aisle A, by the crosswalk.

Three Easy Steps

1. Take a parking ticket as you enter the garage. Keep this ticket with you after you leave your vehicle.
2. Prior to returning to your vehicle, insert your ticket in one of the automated pay stations or take to the central cashier kiosk located at WSCC (Level 3) and garage entrance. You can use cash or major credit cards to pay the parking fee. Upon payment, the automated pay stations or cashier will validate your ticket and return it to you.
3. Insert your validated ticket in the machine at the exit gate as you leave the garage, with the arrow and number side of ticket face up and pointing towards the machine. The gate will open. If additional assistance is needed please press the intercom button.

#### **PARKING OPTIONS**

##### **Main Garage**

The Main Garage can be accessed from 8th Avenue between Seneca and Pike Street. The maximum vehicle height in this garage is 6'5". The standard hours of operation for the Main Garage are 5:30am – 12 midnight. There are 16 disabled parking spaces located at the end of Aisle F on the blue level of the garage. If you are parking in one of the disabled spaces please use the adjacent blue ramp to enter WSCC. There is no elevator access inside the Main Garage. As you enter WSCC from the parking structure you will be on level 3. An accessible elevator is on your right hand side adjacent to Room 310.

If you need information on oversized parking please call our parking manager Susnios Tesfaye at 206.694.5020 or e-mail him at [Susnios.tesfaye@wscc.com](mailto:Susnios.tesfaye@wscc.com).

##### **Freeway Park Garage**

The Freeway Park Garage entrance is located on Hubbell Place between Pike Street & Seneca Street. The maximum vehicle height in this garage is 6'9". The standard hours of operation for Freeway Park Garage are 6am – 8pm and the garage is closed on non-event weekends.

There are 16 disabled spaces available, four spaces on each of the four levels located near the elevators. If you park in the disabled spaces in Freeway Park Garage and need wheelchair accessibility, take the elevator to the PARK Level. As you exit the elevator you will turn to the right and proceed across Freeway Park Plaza to the Level 4 entrance of Washington State Convention Center. Please note that Freeway Park Plaza is an uncovered area open to the elements.

##### **Reserved**

Parking may be reserved/guaranteed for groups on a daily basis in Washington State Convention Center garage. You will need to submit reserved parking requests and pay for reserved parking in full, 30 days in advance. These fees are non-refundable.



## GENERAL SHOW INFORMATION, RULES & REGULATIONS

### PAGE 17 OF 20

#### Validation

Meeting Planners can arrange to use a validation ticket to pay for their attendee's parking. Arrangements for validation must be made with the Parking Manager thirty days before the event. For short-term bookings, exception will be made. Parking validation does not provide in and out privileges or guarantee space availability. At the close of the event, unused validation tickets will be returned and the Meeting Planner will be billed for validations collected as part of the event settlement invoice. For additional parking information, contact us at [parking@wscc.com](mailto:parking@wscc.com).

#### PRIVATELY OWNED VEHICLES (POV)

Defined as cars, pick-up trucks, vans, and other trucks primarily designed for passenger use and no larger than a Ford Econoline Van. Vehicles containing more than 300 lbs. of materials, straight trucks, bobtail, contract carriers and vehicles with trailers are NOT considered POV's.

**Box Trucks, Cube Trucks, U-Haul Trucks, Ryder Trucks, And Other Large Rental Vans, As Well As Any Trailers Hitched To Any Vehicle Are Not Permitted In The Self-Service Hand-Carry Unloading Areas At All Times.**

#### PYROTECHNICS/FIRE ACTS

Fire acts, pyrotechnics and/or fireworks are not permitted at the WSCC.

#### SELF-UNLOADING/PRIVATELY OWNED VEHICLES (POV) ACCESS AREA

For Hand-Carry items the Washington State Convention Center is flexible when it comes to off-loading your booth materials as long as you follow the rules. The movement of all freight from the loading docks at the WSCC is handled by GES. However, Exhibitors are allowed to bring in certain hand-carried items through the temporary delivery areas within its public parking garage.

This space is reserved by the Show Management to allow safe access for exhibitors to transport materials to and from the exhibit areas. Show Management will publish the dates and times established for the operation of hand carried freight (HCF) in advance. This service is only open during the times Show Management dictates and is not otherwise accessible.

**EXHIBITOR VEHICLE ACCESS DURING MOVE-IN/OUT** – Must use the 8th Avenue parking garage entrance. Clearance at this entry is 6'5". Passenger elevators and escalators may not be used for transporting freight.

**ENTRY TO PARKING GARAGE IS 6'5"** – Vehicles exceeding this height must schedule deliveries through the loading dock (standard full size vans will not clear this entry). Contact your official show decorator to make arrangements for your dock delivery. You may be routed via a marshalling yard to the loading dock.

**BRING YOUR OWN CARTS** – Please bring your own carts to expedite your work. We have a limited number of flatbed carts available on a first come, first served basis. Carts are checked out at the HCF zone in the garage. Please return the cart when finished.

**DOOR CLEARANCE IS 6'0" WIDE x 6'5" HIGH** – Door clearance is 6' x 6'5" at the Hand Carried Freight area in the garage. Delivery of materials exceeding these dimensions must be delivered via the loading dock. Contact the official show decorator (GES) for scheduling.

**COMPLIMENTARY PARKING** – Complimentary parking is only if you enter and exit within one hour. You can have your parking ticket validated at the Hand Carried Freight Service Desk.



## GENERAL SHOW INFORMATION, RULES & REGULATIONS

### PAGE 18 OF 20

**LOADING DOCK ACCESS** – Exhibitor vehicles that are too large (over 6'5") for the Hand Carried Freight access will be required to use the loading dock. Use of the loading dock is strictly limited to those vehicles that are granted access according to rules set forth by Show Management and/or the official show contractor. Such vehicles may be required to use a Marshaling Yard. When allowed, parking on the loading dock for purposes of unloading and loading is limited to Vehicles that exceed this limit may be towed without warning at the vehicle owners' expense.


Hand Carried Freight is for Privately Owned Vehicles (POV) under 6'5" in height that can fit into the WSCC parking garage.

Hand Carried Freight is limited to one hour of unloading/loading. Please move your vehicle immediately after unloading/loading to allow other exhibitors access.

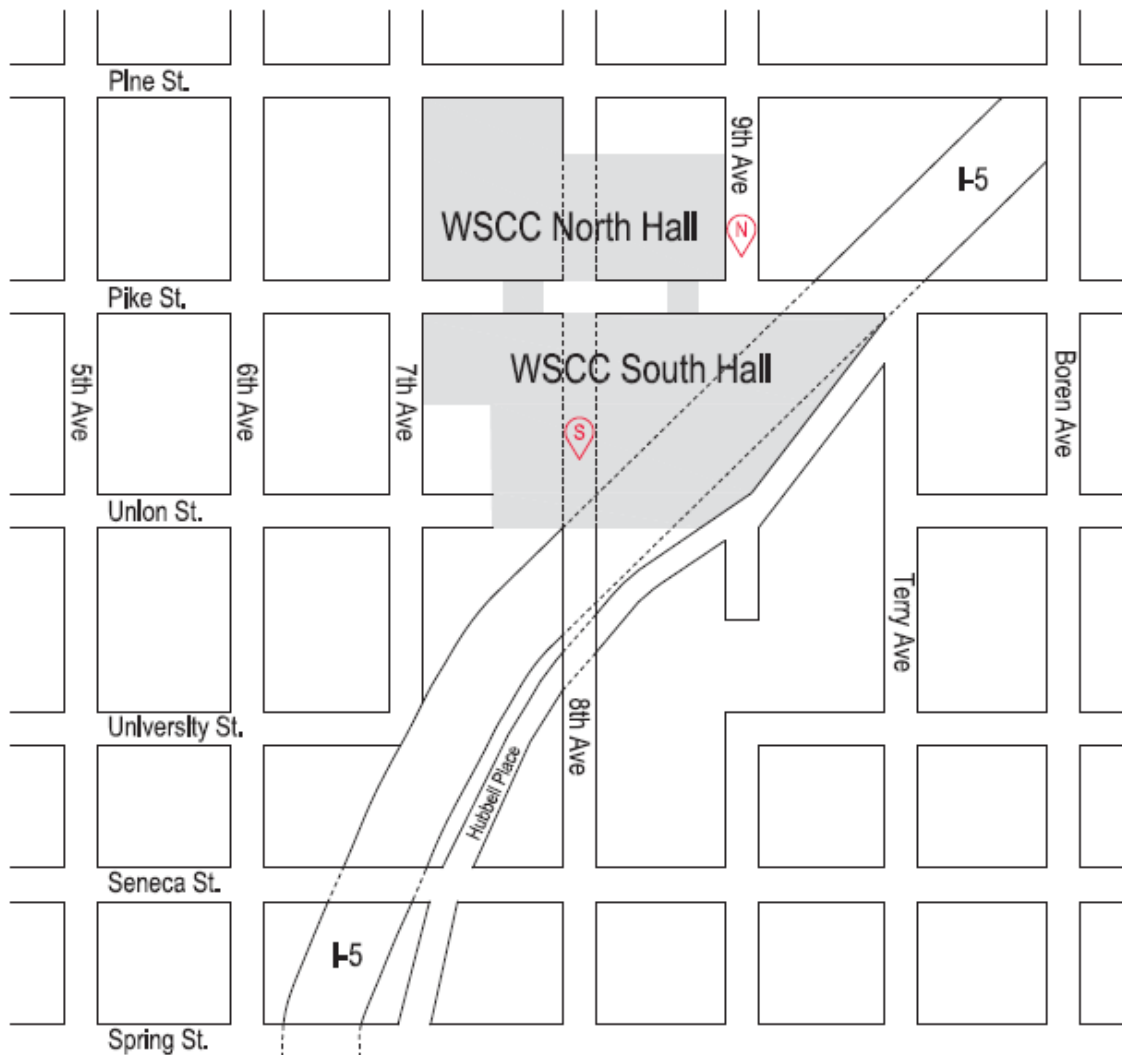
Oversize Privately Owned Vehicles (POV) must check-in at the Marshaling Yard.

 **South Hand Carried Freight Entrance**  
1380 8th Ave  
Seattle Wa 98101

Booths 101-1445 and Level 6 use South

 **North Hand Carried Freight Entrance**  
1521 9th Ave  
Seattle Wa 98101

Booths 1501- 3024 use North







## GENERAL SHOW INFORMATION, RULES & REGULATIONS

### PAGE 19 OF 20

#### SHIPPING

Please refer to the [SHIPPING QUICK FACTS](#) section of the online manual for information on your shipping options.

#### SMOKING

WSSC is a smoke-free environment. Please do not smoke or use vapor producing devices in the facility. Designated smoking areas are provided outside of the building. State law prohibits smoking within any public building or 25 feet of a building entrance.

#### SOUND LEVELS

Sound level of presentation should be kept within the confines of the booth area and must not interfere with neighboring exhibits. Show management will exercise their right to provide and maintain a fair exhibiting environment to all customers. Excessive sound can be offensive and distracting. Each Exhibitor is entitled to an atmosphere that is conducive to conducting business, without excess noise from other Exhibitors. Any audio equipment (i.e., sound system, audio from a video wall, microphones), whether in the booth or as part of a display, may not exceed a sound level of eighty-five (85) decibels. **EMERALD CITY COMIC CON** will be sensitive and responsive to complaints registered by spectators, neighboring Exhibitors, or other personnel, and will have appointees to respond to all complaints

#### TAXES

All **EMERALD CITY COMIC CON** exhibitors must comply with the sales tax laws of the State of Washington. <https://dor.wa.gov/doing-business/register-my-business>

#### USE OF COMPANY PERSONNEL AS MANAGERS AND SUPERVISORS

Contractors are permitted to use their own personnel as managers and supervisors of the labor described above, provided that they have completed a questionnaire, been approved by the Center and affirm that they are performing only legitimate managerial tasks, and that the company maintains a reasonable ratio of managers and supervisors to labor. Violation of any of these conditions shall result in a revocation not only of the supervising employee's authorization, but also of the contractor's authorization to conduct business at the **WSSC**.

Important: These rules are designed to protect the Center's important business interests. The Center reserves the right to eject anyone working in violation of these rules as well as the exhibitors, contractors and others for whom they are performing work.

#### VEHICLE DEMONSTRATIONS OR EXHIBITIONS

There is a round trip spotting fee per vehicle.

Gasoline powered vehicles may be displayed provided they are in full working order and with a maximum of one quarter tank [no more than five (5) gallons] of gas remaining in the tank. A locking gas cap must be installed or the tank must be adequately sealed in some other appropriate manner. All battery cables must be disconnected and taped to avoid potential sparks. Fuel is to be dispensed or removed with appropriate safety equipment. Liquid petroleum tanks, empty or full, are not to be stored in the building.

All electrical equipment must be UL approved and gasoline engines must be AGA approved. Installation of all such equipment is to be under the supervision of Licensor.



## GENERAL SHOW INFORMATION, RULES & REGULATIONS

PAGE 20 OF 20

### **VENDOR INVOICES**

Show Management will have personnel on hand throughout the course of the show to consult with exhibitors regarding any bills received from service companies. If there is any question as to the charges made, please consult with our show representatives before paying the bill. Do not wait until after the show to settle problems that can be easily resolved at the Convention Center.

### **WHEELCHAIRS**

The Washington State Convention Center does not provide wheel chairs or other mobility devices for attendees or guests. Wheelchair rentals need to be rented in advance. There is no vendor in the WSCC.

Here are some local options.

<https://locations.scootaround.com/seattle>

<http://www.accessmedicalequipment.com/>